

FlowinTM

PIPES & FITTINGS




W.E.F. : 01/01/2026




Flowin uPVC / cPVC Pipes & Fittings
www.flowinpipeandfitting.com


ELBOW

	INCH	MM SIZE	MRP	STD. PKG.	INNER PKG.
	1/2"	15	7=50	100 X 6	600
	3/4"	20	13=20	50 X 7	350
	1"	25	17=80	40 X 5	200
	1"1/4	32	29=00	20 X 6	120
	1"1/2	40	45=00	20 X 4	80
	2"	50	68=00	10 X 5	50


TEE

	INCH	MM SIZE	MRP	STD. PKG.	INNER PKG.
	1/2"	15	12=00	50 X 8	400
	3/4"	20	16=80	25 X 10	250
	1"	25	28=00	25 X 5	125
	1"1/4	32	37=00	10 X 8	80
	1"1/2	40	47=00	10 X 6	60
	2"	50	78=00	6 X 5	30


REDUCING ELBOW

	INCH	MM SIZE	MRP	STD. PKG.	INNER PKG.
	1 X 1/2	25 X 15	22=00	25 X 10	250
	1 X 3/4	25 X 20	20=00	25 X 10	250
	3/4 X 1/2	20 X 15	12=50	50 X 7	350


CROSS TEE

	INCH	MM SIZE	MRP	STD. PKG.	INNER PKG.
	1/2"	15	16=00	25 X 10	250
	3/4"	20	20=00	25 X 6	150
	1"	25	38=00	25 X 4	100


45° ELBOW

	INCH	MM SIZE	MRP	STD. PKG.	INNER PKG.
	1/2"	15	7=00	100 X 6	600
	3/4"	20	13=00	50 X 8	400
	1"	25	17=00	40 X 6	240
	1"1/4	32	27=00	25 X 6	150
	1"1/2	40	36=00	20 X 5	100
	2"	50	58=00	10 X 6	60


REDUCING TEE

	INCH	MM SIZE	MRP	STD. PKG.	INNER PKG.
	1" X 3/4"	25 X 20	26=80	25 X 6	150
	1" X 1/2"	25 X 15	28=00	25 X 6	150
	3/4" X 1/2"	20 X 15	15=30	25 X 10	250
	1"1/4 X 3/4"	32 X 20	36=00	10 X 6	60
	1"1/4 X 1"	32 X 25	37=00	10 X 8	80
	1"1/2 X 1/2"	40 X 15	40=00	10 X 7	70
	1"1/2 X 3/4"	40 X 20	42=00	10 X 7	70
	1"1/2 X 1"	40 X 25	43=00	10 X 6	60
	1"1/2 X 1"1/4"	40 X 32	44=00	10 X 6	60
	2" X 1/2"	50 X 15	87=00	6 X 5	30
	2" X 3/4"	50 X 20	87=80	6 X 5	30
	2" X 1"	50 X 25	91=50	6 X 5	30
	2" X 1"1/4"	50 X 32	93=80	6 X 5	30
	2" X 1"1/2"	50 X 40	95=60	6 X 5	30


REDUCER COUPLER

	INCH	MM SIZE	MRP	STD. PKG.	INNER PKG.
	1" X 1/2"	25 X 15	12=00	50 X 7	350
	1" X 3/4"	25 X 20	14=00	50 X 7	350
	3/4" X 1/2"	20 X 15	8=80	50 X 10	500
	2" X 1"	50 X 25	29=30	20 X 5	100
	2" X 1"1/2"	50 X 40	33=80	15 X 5	75
	2" X 3/4"	50 X 20	30=40	20 X 5	100
	2" X 1/2"	50 X 15	31=50	20 X 5	100
	1.1/4" X 1/2"	32 X 15	16=00	32 X 8	256
	1.1/4" X 3/4"	32 X 20	19=00	32 X 8	256
	1.1/4" X 1"	32 X 25	20=00	25 X 6	150
	1.1/2" X 1/2"	40 X 15	21=00	30 X 7	210
	1.1/2" X 3/4"	40 X 20	22=00	30 X 7	210
	1.1/2" X 1"	40 X 25	24=00	25 X 5	125
	1.1/2" X 1"1/4"	40 X 32	25=00	25 X 7	175


MTA

	INCH	MM SIZE	MRP	STD. PKG.	INNER PKG.
	1/2"	15	5=00	100 X 10	1000
	3/4"	20	7=50	50 X 10	500
	1"	25	12=00	50 X 7	350
	1"1/4	32	18=00	25 X 7	175
	1"1/2	40	23=00	25 X 6	150
	2"	50	36=00	20 X 5	100


COUPLER

	INCH	MM SIZE	MRP	STD. PKG.	INNER PKG.
	1/2"	15	6=00	100 X 8	800
	3/4"	20	9=00	100 X 5	500
	1"	25	12=80	50 X 6	300
	1"1/4	32	19=00	25 X 6	150
	1"1/2	40	22=00	25 X 5	125
	2"	50	40=00	15 X 5	75


FTA

	INCH	MM SIZE	MRP	STD. PKG.	INNER PKG.
	1/2"	15	5=50	100 X 8	800
	3/4"	20	9=20	50 X 10	500
	1"	25	14=00	50 X 6	300
	1"1/4	32	21=00	25 X 7	175
	1"1/2	40	25=50	25 X 5	125
	2"	50	37=00	15 X 6	90


UNION + (N.R.V.) PLAIN

	INCH	MM SIZE	MRP	STD. PKG.	INNER PKG.
	1/2"	15	180=00	10 X 5	50
	3/4"	20	185=60	10 X 5	50
	1"	25	191=30	10 X 5	50


UNION + (N.R.V.) THREAD

	INCH	MM SIZE	MRP	STD. PKG.	INNER PKG.
	1/2"	15	185=90	10 X 5	50
	3/4"	20	189=20	10 X 5	50
	1"	25	193=70	10 X 5	50


REDUCER BUSH

	INCH	MM SIZE	MRP	STD. PKG.	INNER PKG.
	3/4" X 1/2"	20 X 15	3=00	150 X 7	1050
	1" X 1/2"	25 X 15	6=80	100 X 7	700
	1" X 3/4"	25 X 20	5=00	100 X 7	700
	1"1/4 X 3/4"	32 X 20	15=00	50 X 7	350
	1"1/4 X 1"	32 X 25	10=10	50 X 7	350
	1"1/2 X 3/4"	40 X 20	18=40	40 X 6	240
	1"1/2 X 1"	40 X 25	19=10	40 X 7	280


BALLVALVE

	INCH	MM SIZE	MRP	STD. PKG.
	1/2"	15	60=00	360
	3/4"	20	75=40	280
	1"	25	108=70	168
	1"1/4	32	171=50	112
	1"1/2	40	255=70	63
	2"	50	354=00	48


LONG HANDLE BALLVALVE

	INCH	MM SIZE	MRP	STD. PKG.
	1/2"	15	61=70	390
	3/4"	20	78=80	260
	1"	25	113=60	156
	1"1/4	32	177=40	112
	1"1/2	40	261=80	54
	2"	50	360=00	40


STEP OVER BEND MOULDED

	INCH	MM SIZE	MRP	STD. PKG.	INNER PKG.
	1/2"	15	32=30	20 X 9	180
	3/4"	20	37=80	15 X 9	135


STEP OVER BEND

	INCH	MM SIZE	MRP	STD. PKG.
	1/2"	15	27=80	400
	3/4"	20	33=30	300
	1"	25	50=60	100


TANK NIPPLE PIPE

	INCH	MM SIZE	MRP	STD. PKG.	INNER PKG.
	1/2"	15	17=50	50 X 5	250
	3/4"	20	24=00	25 X 9	225
	1"	25	35=00	25 X 5	125
	1"1/4	32	54=00	15 X 5	75
	1"1/2	40	59=00	10 X 6	60
	2"	50	77=00	10 X 5	50

TANK NIPPLE THREAD

	INCH	MM SIZE	MRP	STD. PKG.	INNER PKG.
	1/2"	15	14=50	50 X 8	400
	3/4"	20	19=00	50 X 6	300
	1"	25	30=00	25 X 7	175
	1"1/2	40	50=00	20 X 5	100


TANK NIPPLE SOCKET

	INCH	MM SIZE	MRP	STD. PKG.	INNER PKG.
	1/2"	15	13=20	50 X 8	400
	3/4"	20	16=80	50 X 7	350
	1"	25	26=50	25 X 7	175
	1"1/4	32	40=00	20 X 6	120
	1"1/2	40	48=00	20 X 5	100


THREAD ELBOW

	INCH	MM SIZE	MRP	STD. PKG.	INNER PKG.
	1/2"	15	9=90	100 X 6	600

UNION

	INCH	MM SIZE	MRP	STD. PKG.	INNER PKG.
	1/2"	15	16=50	50 X 7	350
	3/4"	20	24=00	25 X 10	250
	1"	25	33=00	25 X 6	150
	1"1/4	32	44=00	20 X 5	100
	1"1/2	40	60=00	10 X 7	70
	2"	50	98=00	7 X 6	42

ENDCAP

	INCH	MM SIZE	MRP	STD. PKG.	INNER PKG.
	1/2"	15	4=00	100 X 12	1200
	3/4"	20	7=00	50 X 14	700
	1"	25	8=50	50 X 10	500
	1"1/4	32	17=00	40 X 7	280
	1"1/2	40	21=00	25 X 8	200
2"	50	29=00	20 X 7	140	

BRASS ELBOW



INCH	MM SIZE	MRP	STD. PKG.	INNER PKG.
1/2"	15	49=30	50 X 5	250
3/4"	20	87=80	50 X 3	150
1"	25	130=10	25 X 4	100
1" X 1/2"	25 X 15	58=30	25 X 5	125
1" X 3/4"	25 X 20	103=90	25 X 4	100
3/4" X 1/2"	20 X 15	55=80	50 X 3	150

BRASS TEE



INCH	MM SIZE	MRP	STD. PKG.	INNER PKG.
1/2"	15	52=50	50 X 4	200
3/4"	20	91=00	25 X 5	125
1"	25	135=90	25 X 3	75
1 X 1/2"	25 X 15	65=60	20 X 4	80
1" X 3/4"	25 X 20	110=20	20 X 3	60
3/4" X 1/2"	20 X 15	59=00	25 X 5	125

BRASS MTA



INCH	MM SIZE	MRP	STD. PKG.	INNER PKG.
1/2"	15	71=70	48 X 8	384
3/4"	20	102=80	42 X 7	294
1"	25	135=00	30 X 6	180
1" 1/4"	32	277=00	25 X 5	125
1" 1/2"	40	377=60	16 X 4	64
2"	50	417=40	10 X 4	40
1" X 1/2"	25 X 15	75=70	50 X 3	150
1" X 3/4"	25 X 20	106=90	25 X 6	150
3/4" X 1/2"	20 X 15	71=70	50 X 5	250

BRASS FTA



INCH	MM SIZE	MRP	STD. PKG.	INNER PKG.
1/2"	15	45=60	50 X 7	350
3/4"	20	82=70	50 X 5	250
1"	25	118=70	50 X 3	150
1" 1/4"	32	174=50	25 X 5	125
1" 1/2"	40	266=60	16 X 4	64
2"	50	275=60	10 X 4	40
1" X 1/2"	25 X 15	49=20	50 X 4	200
1" X 3/4"	25 X 20	85=60	25 X 6	150
3/4" X 1/2"	20 X 15	45=30	50 X 5	250


ENDPLUG



COLOR	MRP	STD. PKG.	INNER PKG.
BLACK	2=00	100 X 20	2000
WHITE	3=80	100 X 20	2000




ELBOW

	INCH	MM SIZE	MRP	STD. PKG.	INNER PKG.
	3/4"	20	9=60	40 X 9	360
	1"	25	19=50	24 X 8	192
	1"1/4	32	29=00	15 X 8	120
	1"1/2	40	42=00	8 X 9	72
	2"	50	90=00	5 X 8	40


REDUCING ELBOW

	INCH	MM SIZE	MRP	STD. PKG.	INNER PKG.
	1" X 3/4"	25 X 20	16=00	30 X 9	270
	1"1/4 X 3/4"	32 X 20	23=60	15 X 10	150
	1"1/4 X 1"	32 X 25	25=00	15 X 9	135
	1"1/2 X 3/4"	40 X 20	40=00	10 X 10	100
	1"1/2 X 1"	40 X 25	35=00	10 X 9	90
	1"1/2 X 1"1/4	40 X 32	40=00	8 X 10	80


45° ELBOW

	INCH	MM SIZE	MRP	STD. PKG.	INNER PKG.
	3/4"	20	8=00	40 X 9	360
	1"	25	14=00	20 X 8	160
	1"1/4	32	20=00	16 X 10	160


REDUCER

	INCH	MM SIZE	MRP	STD. PKG.	INNER PKG.
	1" X 3/4"	25 X 20	9=50	30 X 12	360
	1"1/4 X 3/4"	32 X 20	14=00	25 X 10	250
	1"1/4 X 1"	32 X 25	16=00	20 X 10	200
	1"1/2 X 1"1/4	40 X 32	24=00	15 X 9	135
	1"1/2 X 1"	40 X 25	22=00	15 X 10	150
	1"1/2 X 3/4"	40 X 20	22=00	15 X 10	150

COUPLER

	INCH	MM SIZE	MRP	STD. PKG.	INNER PKG.
	3/4"	20	6=00	60 X 10	600
	1"	25	10=50	30 X 10	300
	1"1/4	32	18=00	20 X 9	180
	1"1/2	40	26=00	10 X 11	110
	2"	50	60=80	5 X 10	50


ENDCAP

	INCH	MM SIZE	MRP	STD. PKG.	INNER PKG.
	3/4"	20	4=30	100 X 10	1000
	1"	25	8=50	50 X 10	500
	1"1/4	32	14=00	30 X 10	300
	1"1/2	40	24=00	25 X 8	200
	2"	50	43=00	12 X 8	96


CONNECTOR BUSH

	INCH	MM SIZE	MRP	STD. PKG.	INNER PKG.
	3/4" X 3/4"	20 X 20	4=50	100 X 6	600
	1" X 1"	25 X 25	6=50	50 X 8	400


TEE

	INCH	MM SIZE	MRP	STD. PKG.	INNER PKG.
	3/4"	20	12=00	30 X 10	300
	1"	25	21=50	20 X 7	140
	1"1/4	32	40=00	10 X 8	80
	1"1/2	40	56=00	5 X 10	50
	2"	50	128=30	3 X 8	24


CROSS TEE

	INCH	MM SIZE	MRP	STD. PKG.	INNER PKG.
	3/4"	20	18=50	25 X 8	200
	1"	25	22=80	15 X 8	120
	1"1/4	32	42=50	10 X 8	80


REDUCING TEE

	INCH	MM SIZE	MRP	STD. PKG.	INNER PKG.
	1" X 3/4"	25 X 20	23=00	15 X 10	150
	1"1/4 X 3/4"	32 X 20	34=00	10 X 8	80
	1"1/4 X 1"	32 X 25	36=00	10 X 8	80
	1"1/2 X 1"	40 X 25	48=00	5 X 10	50
	1"1/2 X 1"1/4	40 X 32	52=00	5 X 10	50
	1"1/2 X 3/4"	40 X 20	47=00	5 X 10	50
	2" X 3/4"	50 X 20	110=20	4 X 8	32
	2" X 1"	50 X 25	111=40	4 X 8	32
	2" X 1"1/4	50 X 32	114=80	4 X 8	32
	2" X 1"1/2	50 X 40	119=30	4 X 7	28


MTA

	INCH	MM SIZE	MRP	STD. PKG.	INNER PKG.
	3/4"	20	10=90	50 X 10	500
	1"	25	20=60	25 X 12	300
	1"1/4	32	34=90	25 X 8	200
	1"1/2	40	58=50	15 X 9	135
	2"	50	78=80	8 X 8	64

FTA

	INCH	MM SIZE	MRP	STD. PKG.	INNER PKG.
	3/4"	20	8=80	50 X 10	500
	1"	25	14=10	25 X 10	250
	1"1/4	32	25=90	18 X 9	162
	1"1/2	40	36=00	10 X 9	90
	2"	50	74=30	6 X 8	48


STEP OVER BEND

	INCH	MM SIZE	MRP	STD. PKG.
	3/4"	20	39=40	400
	1"	25	59=60	300
	1"1/4	32	106=90	100

STEP OVER BEND MOULDED


	INCH	MM SIZE	MRP	STD. PKG.	INNER PKG.
	3/4"	20	62=40	15 X 9	135
	1"	25	68=10	10 X 9	90

UNION




INCH	MM SIZE	MRP	STD. PKG.	INNER PKG.
3/4"	20	21=00	25 X 10	250
1"	25	39=00	15 X 9	135
1"1/4	32	55=00	10 X 7	70
1"1/2	40	87=80	8 X 8	64
2"	50	177=80	4 X 8	32

BALLVALVE




INCH	MM SIZE	MRP	STD. PKG.	INNER PKG.
3/4"	20	132=80		210
1"	25	191=20		144
1"1/4	32	337=50		84
1"1/2	40	489=40		57
2"	50	770=60		30

TANK NIPPLE THREAD




INCH	MM SIZE	MRP	STD. PKG.	INNER PKG.
3/4"	20	29=50	20 X 10	200
1"	25	42=50	15 X 8	120
1"1/4	32	68=10	10 X 8	80
1"1/2	40	97=30	7 X 6	42

TANK NIPPLE SOCKET




INCH	MM SIZE	MRP	STD. PKG.	INNER PKG.
3/4"	20	27=00	20 X 10	200
1"	25	41=00	15 X 8	120
1"1/4	32	55=00	10 X 8	80
2"	50	135=00	4 X 10	40

BRASS ELBOW




INCH	MM SIZE	MRP	STD. PKG.	INNER PKG.
3/4" X 1/2"	20 X 15	51=00	30 X 8	240
3/4"	20	81=00	25 X 8	200
1"	25	144=00	15 X 7	105
1" X 1/2"	25 X 15	56=80	25 X 6	150
1" X 3/4"	25 X 20	93=40	20 X 6	120

BRASS TEE




INCH	MM SIZE	MRP	STD. PKG.	INNER PKG.
3/4" X 1/2"	20 X 15	53=50	20 X 9	180
3/4"	20	81=00	20 X 8	160
1"	25	145=10	10 X 8	80
1" X 1/2"	25 X 15	60=80	15 X 8	120
1" X 3/4"	25 X 20	111=40	15 X 6	90

BRASS MTA



INCH	MM SIZE	MRP	STD. PKG.	INNER PKG.
3/4" X 1/2"	20 X 15	75=00	40 X 7	280
3/4"	20	103=50	25 X 8	200
1"	25	136=00	15 X 8	120
1" X 1/2"	25 X 15	75=00	30 X 7	210
1" X 3/4"	25 X 20	106=00	15 X 8	120
1"1/4	32	273=40	10 X 6	60
1"1/2	40	351=00	7 X 6	42
2"	50	459=00	5 X 5	25

BRASS FTA



INCH	MM SIZE	MRP	STD. PKG.	INNER PKG.
3/4" X 1/2"	20 X 15	47=00	40 X 8	320
3/4"	20	82=00	30 X 9	270
1"	25	118=00	20 X 7	140
1" X 1/2"	25 X 15	49=50	30 X 8	240
1" X 3/4"	25 X 20	84=00	25 X 9	225
1"1/4	32	177=80	10 X 8	80
1"1/2	40	222=80	8 X 6	48
2"	50	315=00	5 X 5	25

CPVC PIPE WEIGHT LIST

3 METER / CLASS 1 / SDR 11

INCH	MM SIZE	PIPE WEIGHT	BUNDLE	BUNDLE WEIGHT
1/2"	15	0.400 KG	75 PIPES	30.00
3/4"	20	0.620 KG	50 PIPES	31.00
1"	25	1.000 KG	30 PIPES	30.00
1"1/4	32	1.500 KG	20 PIPES	30.00
1"1/2	40	2.100 KG	15 PIPES	31.50
2"	50	3.600 KG	10 PIPES	36.00

3 METER / CLASS 2 / SDR 13.5

INCH	MM SIZE	PIPE WEIGHT	BUNDLE	BUNDLE WEIGHT
1/2"	15	0.320 KG	75 PIPES	24.00
3/4"	20	0.530 KG	50 PIPES	26.50
1"	25	0.870 KG	30 PIPES	26.10
1"1/4	32	1.280 KG	20 PIPES	25.60
1"1/2	40	1.700 KG	15 PIPES	25.50
2"	50	3.000 KG	10 PIPES	30.00

SAVE WATER

IS-15778



CM/L-7600113006

UPVC PIPE WEIGHT LIST 40 SCHEDULE

3 METER				
INCH	MM SIZE	PIPE WEIGHT	BUNDLE	BUNDLE WEIGHT
1/2"	15	0.750 W	50 PIPES	37.50
3/4"	20	0.950 W	35 PIPES	33.25
1"	25	1.400 W	25 PIPES	35.00
1"1/4	32	2.000 W	15 PIPES	30.00
1"1/2	40	2.350 W	15 PIPES	35.25
2"	50	3.000 W	10 PIPES	30.00

6 METER				
INCH	MM SIZE	PIPE WEIGHT	BUNDLE	BUNDLE WEIGHT
1/2"	15	1.500 W	30 PIPES	45.00
3/4"	20	1.900 W	25 PIPES	47.50
1"	25	2.800 W	15 PIPES	42.00
1"1/4	32	4.000 W	10 PIPES	40.00
1"1/2	40	4.700 W	10 PIPES	47.00
2"	50	6.000 W	8 PIPES	48.00

UPVC PIPE WEIGHT LIST 80 SCHEDULE

3 METER				
INCH	MM SIZE	PIPE WEIGHT	BUNDLE	BUNDLE WEIGHT
1/2"	15	0.900 W	50 PIPES	45.00
3/4"	20	1.250 W	35 PIPES	43.75
1"	25	1.750 W	25 PIPES	43.75
1"1/4	32	2.500 W	15 PIPES	37.50
1"1/2	40	3.000 W	15 PIPES	45.00
2"	50	4.000 W	10 PIPES	40.00

6 METER				
INCH	MM SIZE	PIPE WEIGHT	BUNDLE	BUNDLE WEIGHT
1/2"	15	1.800 W	30 PIPES	54.00
3/4"	20	2.500 W	25 PIPES	62.50
1"	25	3.500 W	15 PIPES	52.50
1"1/4	32	5.000 W	10 PIPES	50.00
1"1/2	40	6.000 W	10 PIPES	60.00
2"	50	8.000 W	8 PIPES	64.00

Terms & Conditions
Subject to Rajkot Jurisdiction Only.

1. Price are Ex-Factory Rajkot
2. All Taxes Extra
3. Delivery charge will be extra
4. We will not responsible for any loss damage after despatch of goods from our godown
5. Bundle weight may differ due to manu. process, max. weight (column) will be applicable in billing.





FlowinTM

PIPES & FITTINGS



Autho. Dealer

: Mfg. :
Flowin Pipe Pvt. Ltd. (INDIA)
www.flowinpipeandfitting.com

